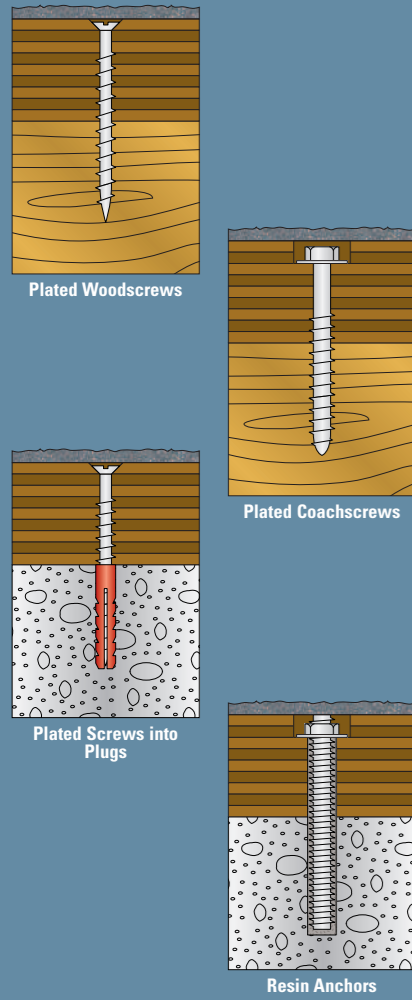



C/S/B		Ri4	(U47)


Fixing Details



Also available from MAGMA:



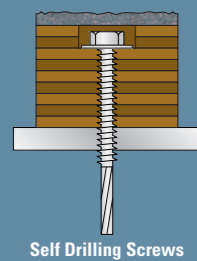
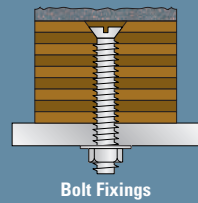
DECKSAFE®
Anti-skid timbers



ALISPAR™
External nosings and treads



MAGMATAC®
Corduroy and Blister Tactiles



MAGMA Safety Products Ltd
Unit 1, Sawston Park,
London Road,
Pampisford,
Cambridge CB22 3EE

Tel: +44 (0)1223 836643
Fax: +44 (0)1223 834648
Email: info@magmasafety.co.uk

MAGMA SAFETY PANELS™ is a trademark of MAGMA Safety Products Ltd.

Due to our policy of continuous improvements to our products and service, we reserve the right to change designs or specifications without prior notice.

MAGMA SAFETY PANELS™



MAGMA SAFETY PANELS™


MAGMA SAFETY PANELS™ are pre-coated heavy duty skid resistant panels.

Manufactured from Birch throughout plywood, they are fully encapsulated in epoxy resin and have a near diamond hard aggregate bonded into the wearing surface giving excellent skid resistance properties.

They are extremely durable and suitable for use on external sites for applications such as Footbridges, Walkways, Disabled Access Ramps, Railway Platforms, Cycleways, Pontoons, Jetties and Signal Gantries.

Technical Specification

- ◆ Plywood: Birch throughout to B.S. 5268 part II 1988 section 4, of certified quality and manufactured to B.S. 6566 1985, solid face veneers not lower than ISO grade III.
- ◆ Panel Sizes: Standard Panels available in 1220mm x 2440mm and 1525mm x 3050mm sizes, and in 6, 12, 18 and 24mm thickness.
- ◆ Epoxy Resin: Non-solvent unmodified Bisphenol A epichlorohydrin resin.
- ◆ Aggregate: FT grade (Foot traffic) 0.9mm – 1.4mm.
HFT grade (Heavy Foot Traffic) 1.4mm – 2mm
RT grade (Road Traffic) 3mm – 5mm
Moh's hardness 9, Polished Stone Value 70 (minimum).

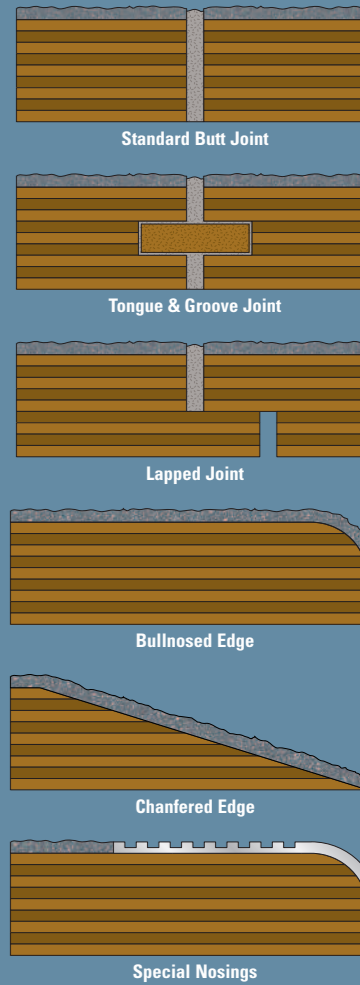


- ◆ Tactile: MagmaTac Tiles can be incorporated into Magma Safety Panels when used on Footbridges and Railway Platforms.
- ◆ Colours: Available in a range of standard colours.
- ◆ The anti-skid surface is applied in a single application with the reverse side and edges totally sealed.

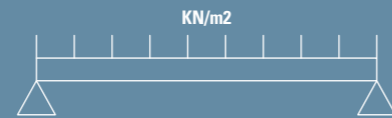
Successfully installed in a wide variety of applications...



Joint, Edge and Nosing Details



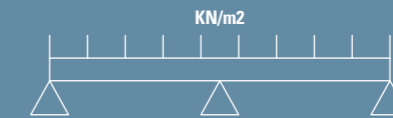
Performance (structural)



Span (mm)	Nominal thickness (mm)								
	6.5	9	12	15	18	21	24	27	30
300	1.93d	5.32d	11.28d	20.56d	33.87d	51.95d	75.53d	105.32d	138.85t
400	0.79d	2.20d	4.71d	8.61d	14.21d	21.83d	31.76d	44.32d	59.81d
500	0.38d	1.09d	2.37d	4.35d	7.21d	11.10d	16.18d	22.60d	30.52d
600		0.60d	1.33d	2.47d	4.12d	6.36d	9.29d	13.00d	17.57d
800			0.51d	0.98d	1.66d	2.60d	3.82d	5.37d	7.29d
1000				0.45d	0.79d	1.25d	1.87d	2.66d	3.63d
1200					0.40d	0.66d	1.01d	1.46d	2.01d

Single Span – Uniformly Distributed Load

d = deflection limited
s = normal stress limited
t = shear stress limited



Span (mm)	Nominal thickness (mm)								
	6.5	9	12	15	18	21	24	27	30
300	4.71d	12.88d	26.90s	39.69s	55.44s	72.57s	89.43t	100.23t	111.04t
400	1.96d	5.39d	11.44d	20.85d	31.13s	40.75s	52.03s	64.93s	78.60s
500	0.98d	2.73d	5.82d	10.62d	17.53d	26.03s	33.24s	41.49s	50.23s
600	0.55d	1.55d	3.33d	6.10d	10.09d	15.51d	22.58d	28.75s	34.81s
800		0.61d	1.35d	2.51d	4.18d	6.45d	9.42d	13.18d	17.82d
1000			0.65d	1.23d	2.08d	3.23d	4.74d	6.66d	9.02d
1200			0.34d	0.67d	1.15d	1.18d	2.67d	3.77d	5.13d

Double Span – Uniformly Distributed Load

